



## IES Report

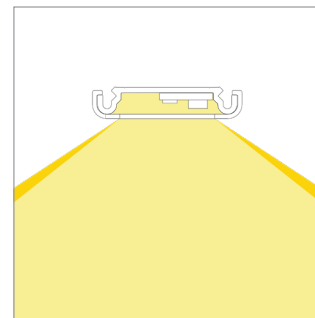
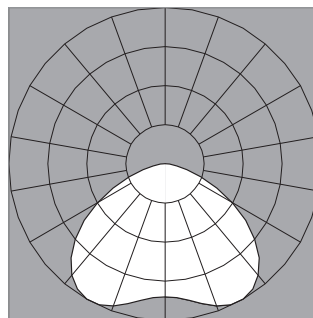
# ZipTwo® | 707 | 120° Symmetric | 80 CRI | LO

707-Z2-4-48-XX-XX-X-0-Z-LO-35-S3-X-BL-0

	2700K	3000K	3500K	4000K
Efficacy - Lumens per Watt	112	115	118	118
Total Lumens, 4' rail length (1219mm)	1658	1710	1745	1745
Lumens per foot (305mm)	414	428	436	436
Input Power (W), 4' rail length (1219mm)	14.9	14.9	14.9	14.9
Watts per foot (305mm)	3.8	3.8	3.8	3.8
CRI	82	82	82	82

Due to the large number of options in Vode's product offering, most Vode IES reports are factored reports prepared from source reports. Source reports are the IES test reports prepared for Vode by an NVLAP accredited photometric test laboratory. Factored reports are based on data from the Vode source reports.

If the data above is in black, it is directly from a Vode source report. If it is in grey, it is factored from Vode source reports. Reference details on Vode source reports can be found on the [IES File Finder](#) page on [vode.com](#).



## IES Report

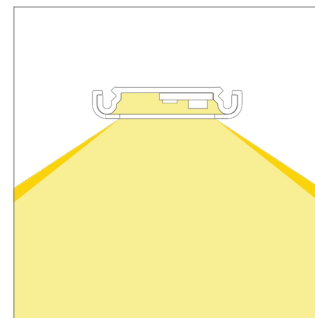
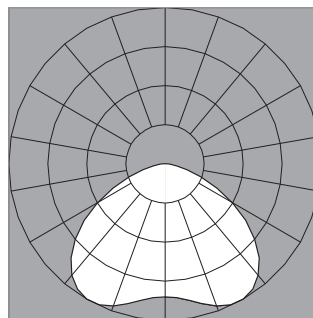
# ZipTwo® | 707 | 120° Symmetric | 80 CRI | SO

707-Z2-4-48-XX-XX-X-0-Z-SO-35-S3-X-BL-0

	2700K	3000K	3500K	4000K
Efficacy - Lumens per Watt	128	132	134	134
Total Lumens, 4' rail length (1219mm)	3316	3421	3490	3490
Lumens per foot (305mm)	829	855	873	873
Input Power (W), 4' rail length (1219mm)	26.1	26.1	26.1	26.1
Watts per foot (305mm)	6.6	6.6	6.6	6.6
CRI	82	82	82	82

Due to the large number of options in Vode's product offering, most Vode IES reports are factored reports prepared from source reports. Source reports are the IES test reports prepared for Vode by an NVLAP accredited photometric test laboratory. Factored reports are based on data from the Vode source reports.

If the data above is in black, it is directly from a Vode source report. If it is in grey, it is factored from Vode source reports. Reference details on Vode source reports can be found on the [IES File Finder](#) page on [vode.com](#).



#### IES Report

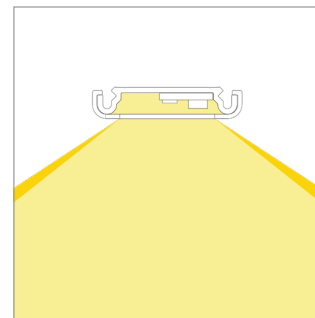
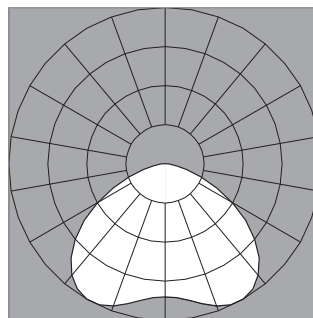
## ZipTwo® | 707 | 120° Symmetric | 80 CRI | HO

707-Z2-4-48-XX-XX-X-0-Z-HO-35-S3-X-BL-0

	2700K	3000K	3500K	4000K
Efficacy - Lumens per Watt	126	130	133	133
Total Lumens, 4' rail length (1219mm)	4974	5131	5236	5236
Lumens per foot (305mm)	1243	1283	1309	1309
Input Power (W), 4' rail length (1219mm)	39.6	39.6	39.6	39.6
Watts per foot (305mm)	9.9	9.9	9.9	9.9
CRI	82	82	82	82

Due to the large number of options in Vode's product offering, most Vode IES reports are factored reports prepared from source reports. Source reports are the IES test reports prepared for Vode by an NVLAP accredited photometric test laboratory. Factored reports are based on data from the Vode source reports.

If the data above is in black, it is directly from a Vode source report. If it is in grey, it is factored from Vode source reports. Reference details on Vode source reports can be found on the [IES File Finder](#) page on [vode.com](#).



## IES Report

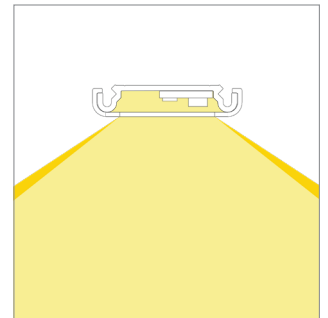
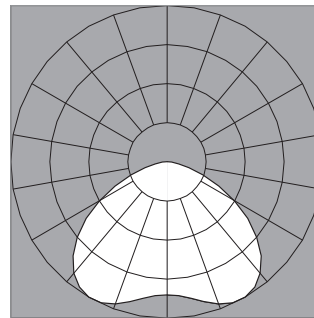
# ZipTwo® | 707 | 120° Symmetric | 90 CRI | LO

707-Z2-4-48-XX-XX-X-0-Z-LO-359-S3-X-BL-0

	2700K	3000K	3500K	4000K
Efficacy - Lumens per Watt	88	91	93	94
Total Lumens, 4' rail length (1219mm)	1429	1474	1505	1520
Lumens per foot (305mm)	357	369	376	380
Input Power (W), 4' rail length (1219mm)	16.3	16.3	16.3	16.3
Watts per foot (305mm)	4.1	4.1	4.1	4.1
CRI	94	94	94	94

Due to the large number of options in Vode's product offering, most Vode IES reports are factored reports prepared from source reports. Source reports are the IES test reports prepared for Vode by an NVLAP accredited photometric test laboratory. Factored reports are based on data from the Vode source reports.

If the data above is in black, it is directly from a Vode source report. If it is in grey, it is factored from Vode source reports. Reference details on Vode source reports can be found on the [IES File Finder](#) page on [vode.com](#).



## IES Report

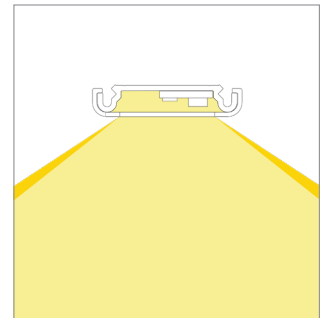
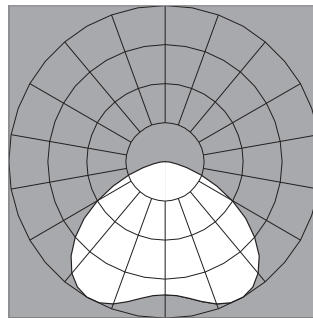
# ZipTwo® | 707 | 120° Symmetric | 90 CRI | SO

707-Z2-4-48-XX-XX-X-0-Z-SO-359-S3-X-BL-0

	2700K	3000K	3500K	4000K
Efficacy - Lumens per Watt	110	113	116	117
Total Lumens, 4' rail length (1219mm)	2859	2949	3009	3039
Lumens per foot (305mm)	715	737	752	760
Input Power (W), 4' rail length (1219mm)	26.1	26.1	26.1	26.1
Watts per foot (305mm)	6.6	6.6	6.6	6.6
CRI	94	94	94	94

Due to the large number of options in Vode's product offering, most Vode IES reports are factored reports prepared from source reports. Source reports are the IES test reports prepared for Vode by an NVLAP accredited photometric test laboratory. Factored reports are based on data from the Vode source reports.

If the data above is in black, it is directly from a Vode source report. If it is in grey, it is factored from Vode source reports. Reference details on Vode source reports can be found on the [IES File Finder](#) page on [vode.com](#).



#### IES Report

## ZipTwo® | 707 | 120° Symmetric | 90 CRI | HO

707-Z2-4-48-XX-XX-X-0-Z-HO-359-S3-X-BL-0

	2700K	3000K	3500K	4000K
Efficacy - Lumens per Watt	109	112	115	116
Total Lumens, 4' rail length (1219mm)	4288	4423	4514	4559
Lumens per foot (305mm)	1072	1106	1128	1140
Input Power (W), 4' rail length (1219mm)	39.6	39.6	39.6	39.6
Watts per foot (305mm)	9.9	9.9	9.9	9.9
CRI	94	94	94	94

Due to the large number of options in Vode's product offering, most Vode IES reports are factored reports prepared from source reports. Source reports are the IES test reports prepared for Vode by an NVLAP accredited photometric test laboratory. Factored reports are based on data from the Vode source reports.

If the data above is in black, it is directly from a Vode source report. If it is in grey, it is factored from Vode source reports. Reference details on Vode source reports can be found on the [IES File Finder](#) page on [vode.com](#).